


# SAS-CT (Rev 2.4) Wiring

Date: 08 June 2009



**SmarTek Systems®**

410-315-9727


[sales@smarteksys.com](mailto:sales@smarteksys.com)

[www.smarteksys.com](http://www.smarteksys.com)

# SAS-CT Shelf Mount

## SAS-CT Rev 2.4 Connector Wiring

1)	TxD+	Blue
2)	TxD-	Blk of Blue
3)	RxD+	Green
4)	RxD-	Blk of Green
5)	Gnd	Blk of Red
6)	VDC	Red
7)	Gnd	Shield
8)	VDC	
9)	Gnd	




VDC IN (8 to 24 VDC)  
(Not used for Type 170 Card)

3 Amp Blade Fuse

RS-232  
to  
RPU/SAS-RI/PC/Modem

Home Run Cable  
from  
SAS-1 or SAS-JB



**SmarTek Systems®**

410-315-9727


sales@smarteksys.com

www.smarteksys.com

# SAS-CT Type 170 Card

## SAS-CT Rev 2.4 Connector Wiring


1)	TxD+	Blue
2)	TxD-	Blk of Blue
3)	RxD+	Green
4)	RxD-	Blk of Green
5)	Gnd	Blk of Red
6)	VDC	Red
7)	Gnd	Shield
8)	VDC	
9)	Gnd	



3 Amp Blade Fuse

VDC IN (8 to 24 VDC)  
(Not used for Type 170 Card)

RS-232  
to  
RPU/SAS-RI/PC/Modem



Home Run Cable  
from  
SAS-1 or SAS-JB



**SmarTek Systems®**

410-315-9727

sales@smarteksys.com

www.smarteksys.com